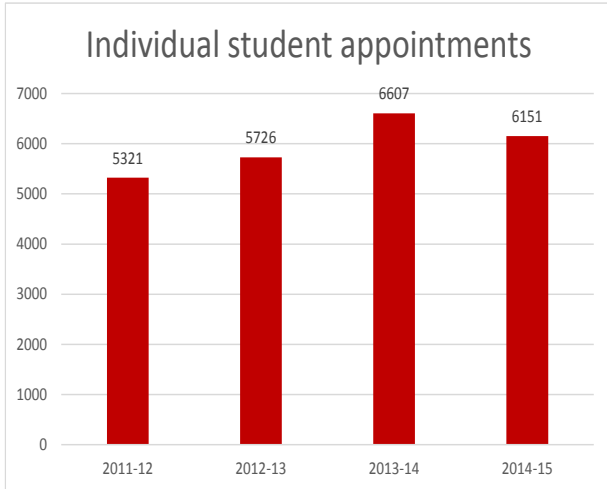


UNL Career Services | 2014/2015 Year in Review

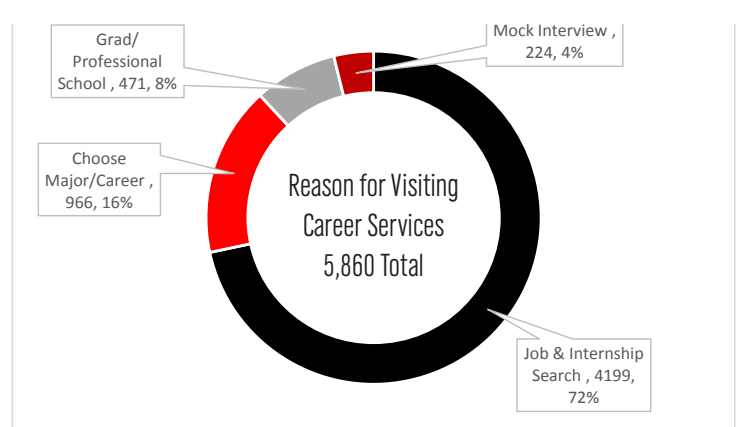
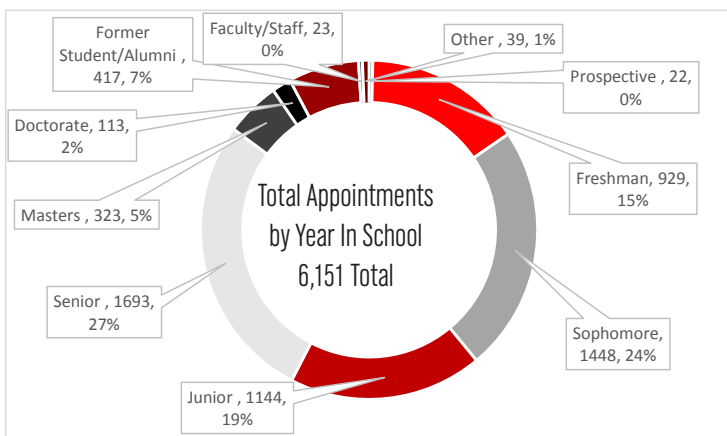
The Office of Career Services assists students with major and career decisions, internship experiences, job searches, and graduate and professional school preparation.

www.unl.edu/careers



	Individual student appointments	Bachelors graduates in Husker Hire Link	Students attending career fairs	Undergraduate students reporting internships/ number of internships**
UNL Students	6,151	77.5%	5,170	881/1,096
Agricultural Sciences & Natural Resources	260	79.3%	732	134/144
Architecture	33	40.8%	9	3/4
Arts & Sciences	975	70.7%	585	75/84
Business Administration	2,465	89.1%	1,598	249/382
Education & Human Sciences	842	75.0%	203	24/24
Engineering	969	85.8%	1,182	353/407
Fine & Performing Arts	76	64.4%	21	6/10
Journalism & Mass Communications	117	82.1%	42	27/31
Public Affairs & Community Service	36	60.4%	9	2/2

**students may have multiple internships



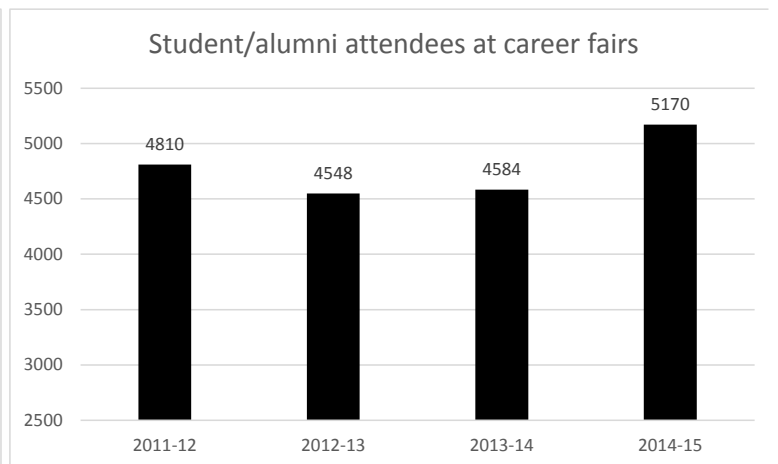
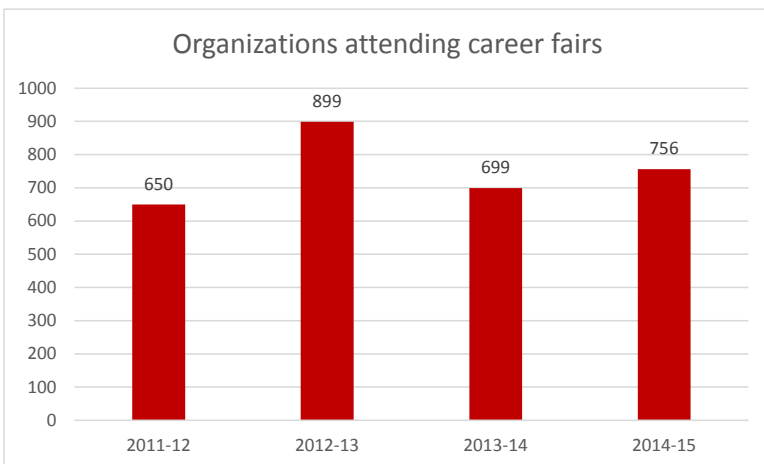
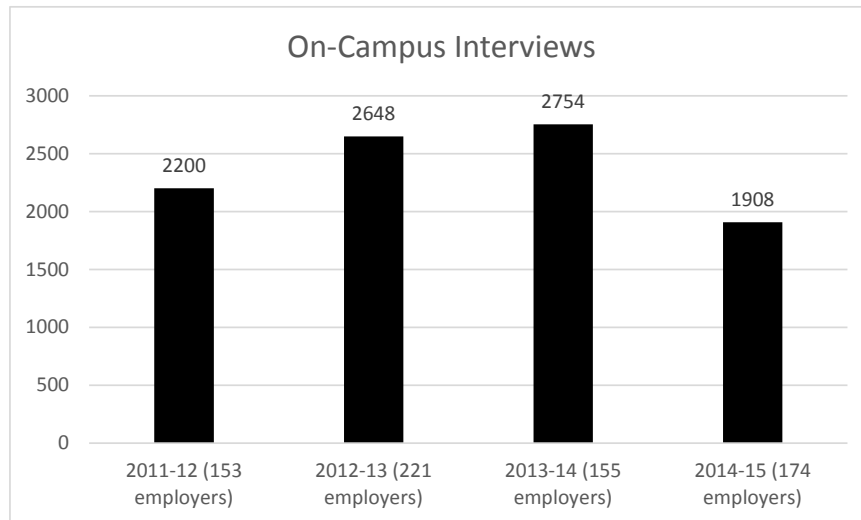
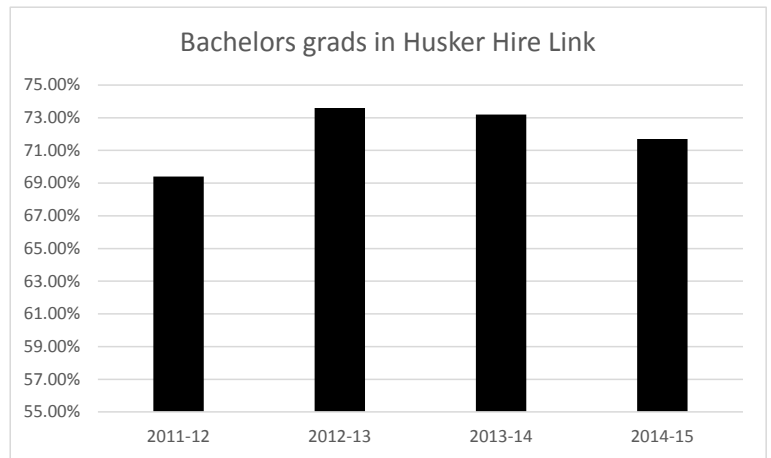
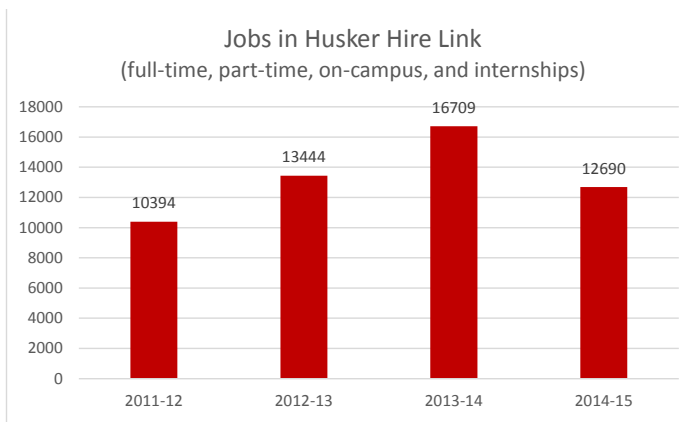
The University of Nebraska-Lincoln is an equal opportunity educator and employer.



UNL Career Services | 2014/2015 Year in Review

The Office of Career Services assists students with major and career decisions, internship experiences, job searches, and graduate and professional school preparation.

www.unl.edu/careers



The University of Nebraska-Lincoln is an equal opportunity educator and employer.



UNL Career Services | 2014/2015 Year in Review

College of Agricultural Sciences & Natural Resources

The Office of Career Services assists students with major and career decisions, internship experiences, job searches, and graduate and professional school preparation.

www.unl.edu/careers

Utilization of Career Services

	Individual Student Appointments	Bachelors grads in Husker Hire Link	Students attending career fairs	Undergraduate students reporting internships/number of internships**
UNL Students	6,151	77.5.2%	5,170	88/1,096
Agricultural Sciences and Natural Resources	260	79.3%	732	134/144

**students may have multiple internships

Bachelors graduates who utilized Husker Hire Link (UNL's on-line job listing tool)

	2012/2013	2013/2014	2014/15
Agribusiness	86.7%	74.2%	91.5%
Agricultural Economics	75.0%	64.7%	63.3%
Agricultural Education	94.7%	81.8%	78.6%
Agricultural Journalism	100%	85.7%	100%
Agronomy	73.7%	62.5%	76.9%
Animal Science	81.8%	70.7%	76.4%
Applied Science	72.7%	64.3%	70.0%
Biochemistry	46.7%	62.9%	71.9%
Environmental Restoration Science	100%	100%	90.0%
Environmental Studies	87.0%	84.0%	100%
Fisheries and Wildlife	86.0%	66.1%	78.0%
Food Science and Technology	68.8%	60.0%	86.7%
Food Technology for Companion Animals		100.0%	100%
Forensic Science	69.2%	63.6%	91.7%
Grassland Ecology and Management	100%	100%	0%
Grazing Livestock Systems	33.3%	100.0%	0%
Horticulture	50.0%	50.0%	60.9%
Hospitality, Restaurant, and Tourism Management	82.5%	83.8%	96.6%
Insect Science	66.7%	60.0%	66.7%
Mechanized Systems Management	72.7%	83.3%	87.5%
Microbiology		0%	100%
Natural Resources and Environmental Economics	100%	100%	75.0%
PGA Golf Management	30.8%	47.8%	64.7%
Plant Biology	0%	50.0%	100%
Turfgrass and Landscape Management	69.2%	53.3%	91.7%
Veterinary Science	44.4%	62.5%	50.0%
Veterinary Technology		75.0%	0%
Water Science	0%	50.0%	71.4%

Undergraduates reporting internships/number of internships

Agribusiness	14/14	Forensic Science	3/3
Agricultural Economics	7/7	Horticulture	2/2
Agricultural Education	4/5	Mechanized Systems Management	9/9
Agricultural Journalism	3/6	Natural Resources and Environmental Economics	2/2
Agronomy	58/58	PGA Golf Management Biology	7/7
Animal Science	8/8	Plant Biology	2/2
Biochemistry	3/3	Turfgrass and Landscape Management	1/1
Environmental Studies	4/4	Veterinary Science	3/3
Fisheries and Wildlife	3/3	Water Science	1/1
Food Science and Technology	9/13		

*Missing majors had no reported internships



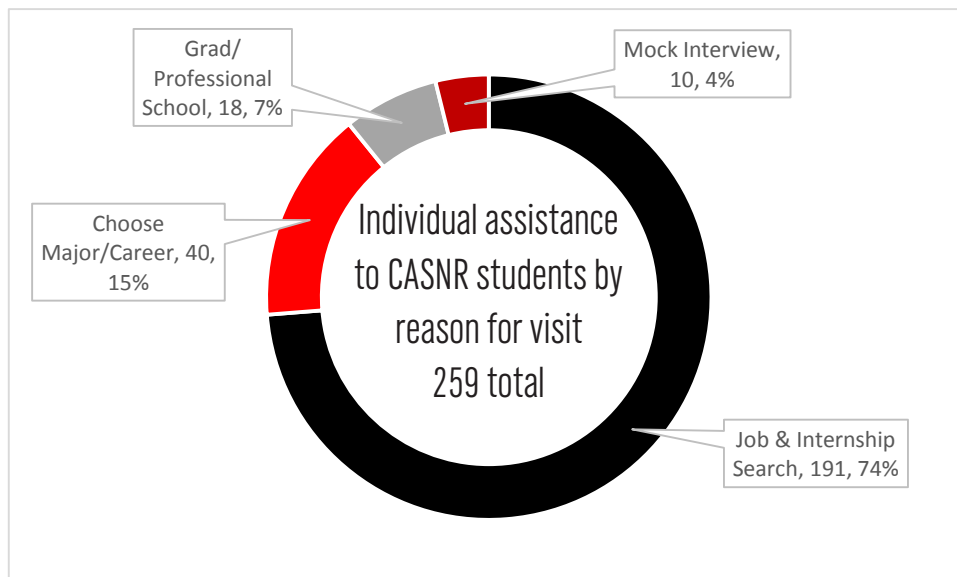
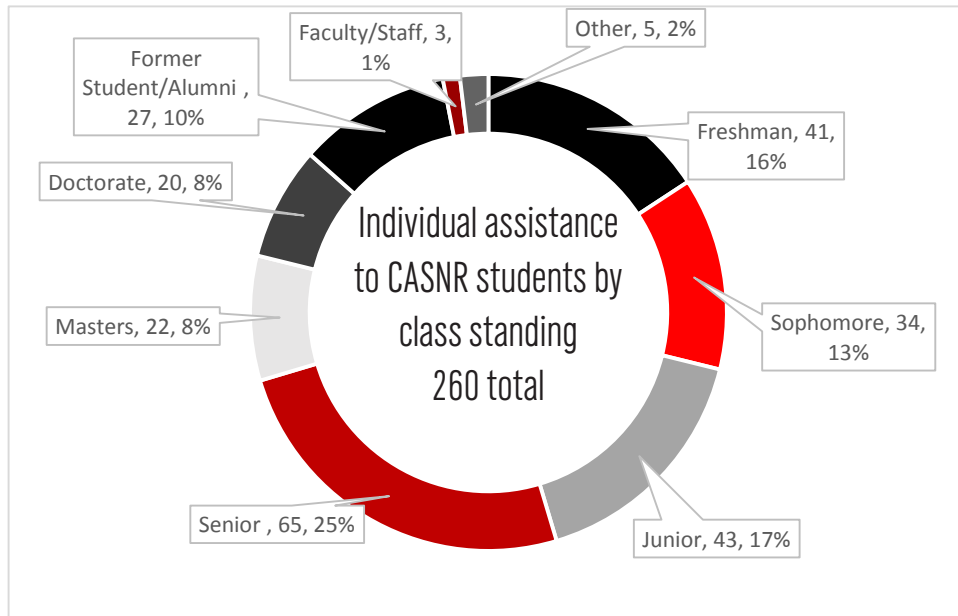
The University of Nebraska-Lincoln is an equal opportunity educator and employer.



UNL Career Services | 2014/2015 Year in Review

College of Agricultural Sciences & Natural Resources

The Office of Career Services assists students with major and career decisions, internship experiences, job searches, and graduate and professional school preparation. www.unl.edu/careers



UNL Career Services | 2014/2015 Year in Review

College of Architecture

The Office of Career Services assists students with major and career decisions, internship experiences, job searches, and graduate and professional school preparation.

www.unl.edu/careers

Utilization of Career Services

	Individual Student Appointments	Bachelors grads in Husker Hire Link	Students attending career fairs	Undergraduate students reporting internships/number of internships**
UNL Students	6,151	77.5%	5,170	881/1,096
Architecture	33	40.8%	9	3/4

**students may have multiple internships

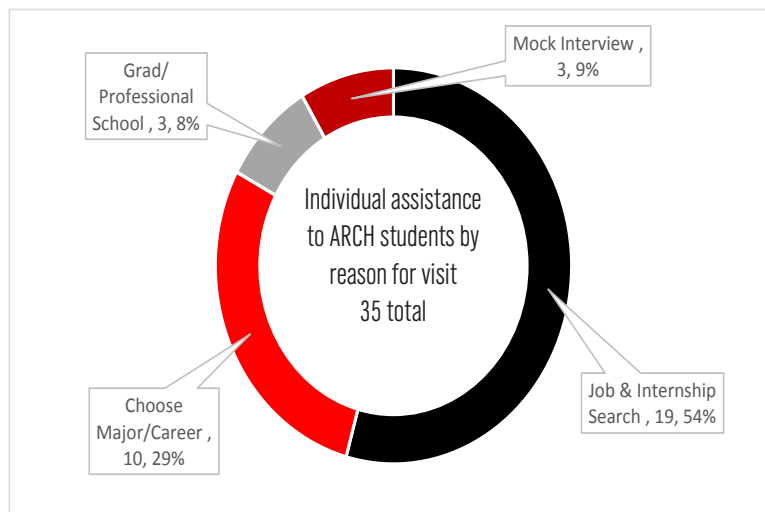
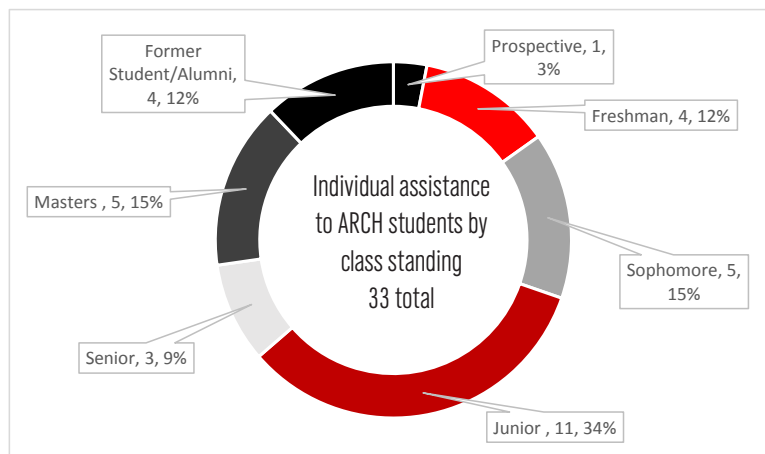
Bachelors graduates who utilized Husker Hire Link (UNL's on-line job listing tool)

	2012/2013	2013/2014	2014/15
Architectural Studies	34.8%	26.5%	42.1%
Interior Design	32.0%	54.5%	34.8%
Landscape Architecture	30.0%	0%	50.0%

Undergraduates reporting internships/number of internships

Architectural Studies	1/1
Interior Design	1/2
Landscape Architecture	1/1

*Missing majors had no reported internships



The University of Nebraska-Lincoln is an equal opportunity educator and employer.



UNL Career Services | 2014/2015 Year in Review

College of Arts & Sciences

The Office of Career Services assists students with major and career decisions, internship experiences, job searches, and graduate and professional school preparation.

www.unl.edu/careers

Utilization of Career Services

	Individual Student Appointments	Bachelors grads in Husker Hire Link	Students attending career fairs	Undergraduate students reporting internships/ number of internships**
UNL Students	6,151	77.5%	5,170	881/1,096
Arts & Sciences	975	70.7%	585	75/84

**students may have multiple internships

Undergraduates reporting internships/number of internships

Actuarial Science	22/23	English	2/2
Anthropology	2/2	Environmental Studies	4/4
Biochemistry	3/3	Geology	1/1
Biological Sciences	2/2	Global Studies	3/3
Chemistry	3/3	History	1/1
Communication Studies	5/5	Mathematics	3/4
Computer Science	30/33	Political Science	5/6
Economics	16/23	Psychology	10/11
		Spanish	2/2
*Missing majors had no reported internships			

Bachelors graduates who utilized Husker Hire Link (UNL's on-line job listing tool)

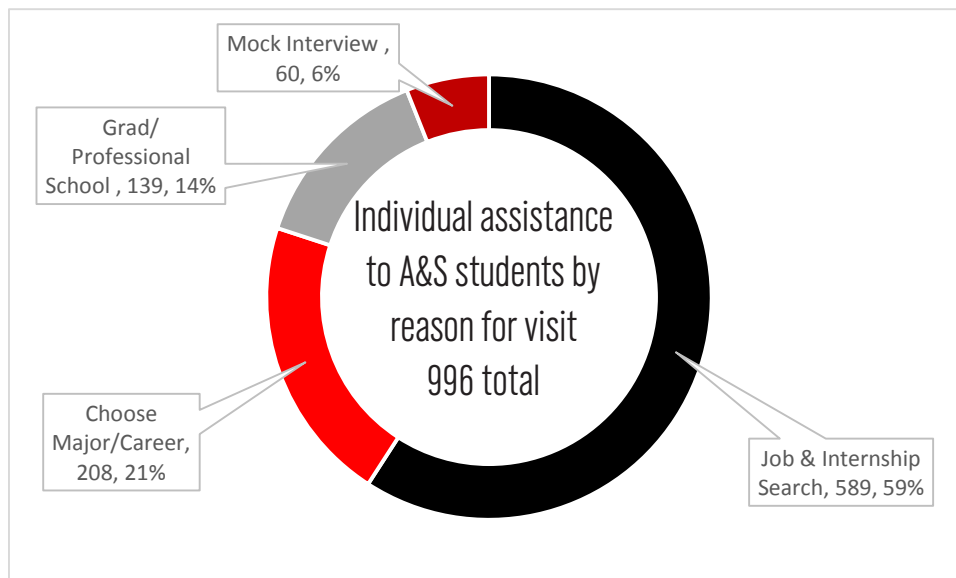
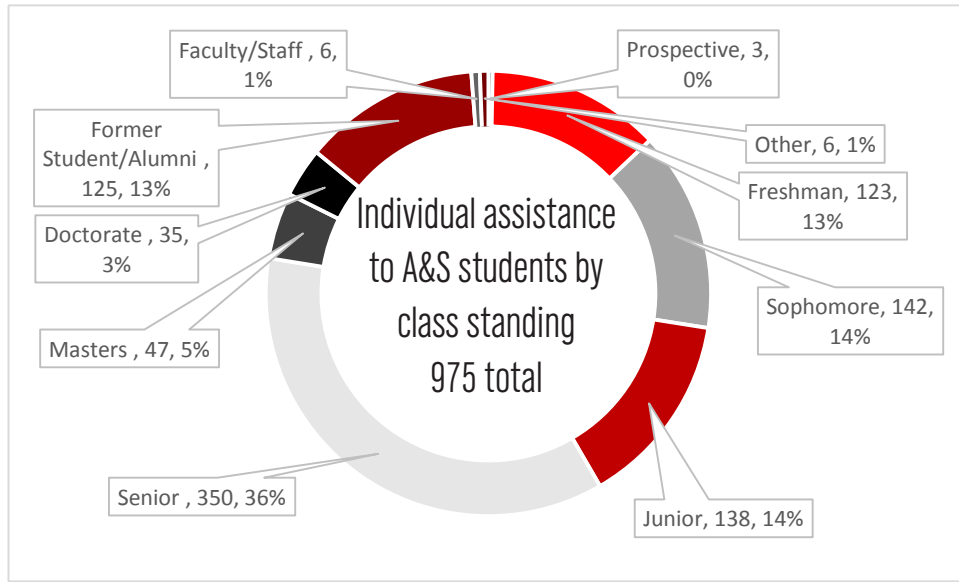
	2012/2013	2013/2014	2014/15
Actuarial Science	87.5%	82.7%	86.9%
Anthropology	68.8%	75.0%	88.9%
Biochemistry	46.7%	62.9%	71.9%
Biological Sciences	52.1%	60.8%	63.2%
Chemistry	69.2%	42.9%	60.9%
Classics and Religious Studies	50.0%	40.0%	85.7%
Communication Studies	78.2%	84.6%	71.0%
Computer Science	72.2%	78.4%	62.5%
Economics	94.1%	87.2%	86.7%
English	75.6%	76.1%	70.3%
Environmental Studies	87.0%	84.0%	100%
Ethnic Studies	66.7%	50.0%	60.0%
Film Studies	75.0%	60.0%	77.8%
French	71.4%	70.0%	40.0%
Geography	38.5%	88.9%	46.2%
Geology	44.4%	76.9%	81.8%
German	57.1%	83.3%	100%
Global Studies	72.0%	92.0%	68.2%
History	63.5%	58.0%	68.0%
Latin American Studies	100%	100%	100%
Mathematics	68.8%	66.7%	76.9%
Medieval and Renaissance Studies	100%	100%	100%
Meteorology-Climatology	50.0%	50.0%	66.7%
Microbiology		0%	100%
Philosophy	25.0%	75.0%	0%
Physics	60.0%	54.5%	62.5%
Political Science	58.9%	71.4%	65.5%
Psychology	68.5%	73.2%	68.5%
Russian	25.0%	50.0%	50.0%
Sociology	64.9%	75.8%	71.4%
Spanish	75.0%	68.6%	70.6%
Women's & Gender Studies	60.0%	50.0%	50.0%



UNL Career Services | 2014/2015 Year in Review

College of Arts & Sciences

The Office of Career Services assists students with major and career decisions, internship experiences, job searches, and graduate and professional school preparation. www.unl.edu/careers



UNL Career Services | 2014/2015 Year in Review

College of Business Administration

The Office of Career Services assists students with major and career decisions, internship experiences, job searches, and graduate and professional school preparation.

www.unl.edu/careers

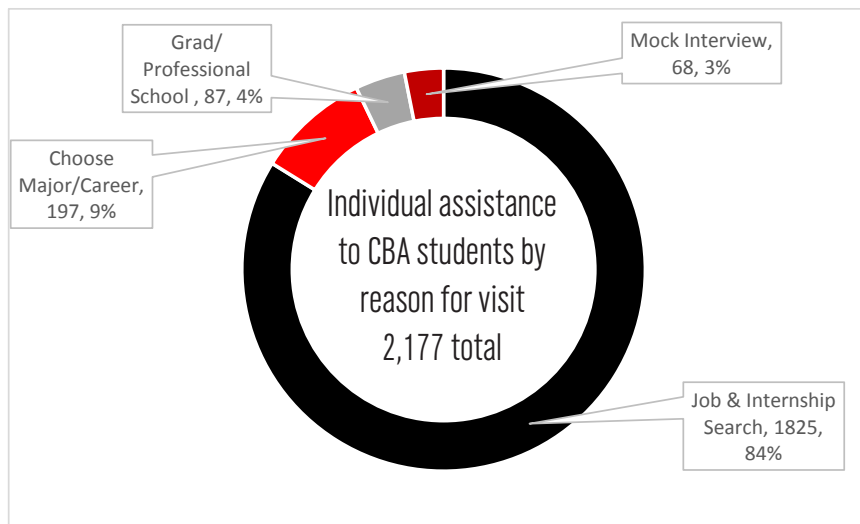
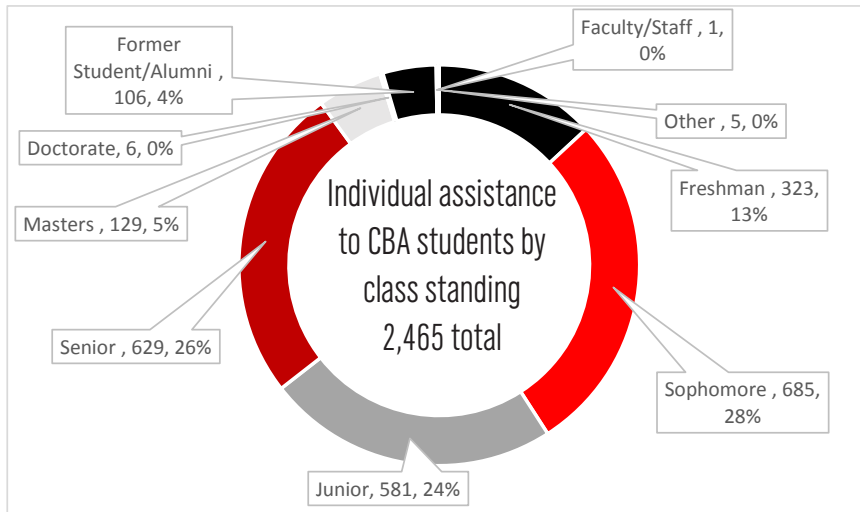
Utilization of Career Services

	Individual Student Appointments	Bachelors grads in Husker Hire Link	Students attending career fairs	Undergraduate students reporting internships/ number of internships**
UNL Students	6,151	77.5%	5,170	881/1,096
Business Administration	2,465	89.1%	1,598	249/382

**students may have multiple internships

Bachelors graduates who utilized Husker Hire Link (UNL's on-line job listing tool)

	2012/2013	2013/2014	2014/15
Accounting	91.3%	93.1%	94.7%
Actuarial Science	87.5%	82.7%	86.9%
Agribusiness	86.7%	74.2%	91.5%
Business Administration	79.9%	83.2%	87.8%
Economics		87.2%	86.7%
Finance	77.6%	82.9%	80.0%
International Business	95.0%	100%	86.7%
Management	85.5%	90.9%	92.6%
Marketing	89.0%	88.1%	92.5%
Supply Chain Management		85.7%	100%



Undergraduates reporting internships/number of internships

Accounting	58/73
Actuarial Science	22/23
Agribusiness	14/14
Business Administration	40/47
Economics	16/23
Finance	52/64
International Business	4/6
Management	35/45
Marketing	62/88
Supply Chain Management	10/12

*Missing majors had no reported internships



UNL Career Services | 2014/2015 Year in Review

College of Education & Human Sciences

The Office of Career Services assists students with major and career decisions, internship experiences, job searches, and graduate and professional school preparation.

www.unl.edu/careers

Utilization of Career Services

	Individual Student Appointments	Bachelors grads in Husker Hire Link	Students attending career fairs	Undergraduate students reporting internships/number of internships**
UNL Students	6,151	77.5%	5,170	881/1,096
Education & Human Sciences	842	75.0%	203	24/24

**students may have multiple internships

Undergraduates reporting internships/number of internships

Child, Youth, and Family Studies (Journalism)	1/1	Mathematics Educations	1/1
Elementary Education	1/1	Nutrition and Dietetics	2/2
Hospitality, Restaurant, and Tourism Management	14/14	Nutrition Science	3/3
Language Arts Education	1/1	Nutrition, Exercise, and Health Science	1/1
*Missing majors had no reported internships			

Bachelors graduates who utilized Husker Hire Link (UNL's on-line job listing tool)

	2012/2013	2013/2014	2014/15
Athletic Training	56.3%	57.1%	46.2%
Business, Marketing & Information Technology Ed	87.5%	100%	83.3%
Child Development/Early Childhood		100%	100%
Child, Youth & Family Studies - Journalism	83.3%	100%	0%
Culinary Science	50.0%	75.0%	50.0%
Early Care and Education	94.4%	83.3%	83.3%
Elementary Education	82.6%	85.3%	80.0%
English Education		80.0%	100%
Family and Consumer Science Ed		100%	80.0%
Family Science	66.3%	67.5%	62.9%
French Education		100%	0%
Hospitality, Restaurant, and Tourism Management	82.5%	83.8%	96.6%
Inclusive Early Childhood Ed	80.8%	86.2%	95.0%
Language Arts Education		100%	100%
Mathematics Education		91.7%	100%
Merchandising	72.0%	63.6%	50.0%
Middle Grades Education	100%	100%	0%
Nutrition and Dietetics	61.4%	57.1%	71.4%
Nutrition Science	68.6%	71.8%	53.7%
Nutrition, Exercise, and Health Science	68.9%	86.4%	66.7%
Science Education	81.3%	50.0%	100%
Social Science Education	95.8%	91.7%	91.7%
Spanish Education		85.7%	77.8%
Special Education		80.0%	88.5%
Speech-Language Pathology and Audiology	62.5%	65.6%	50.0%
Textiles and Apparel Design	53.8%	70.0%	60.0%
Textiles, Merchandising, and Fashion Design (Communications)	50.0%	100%	60.0%



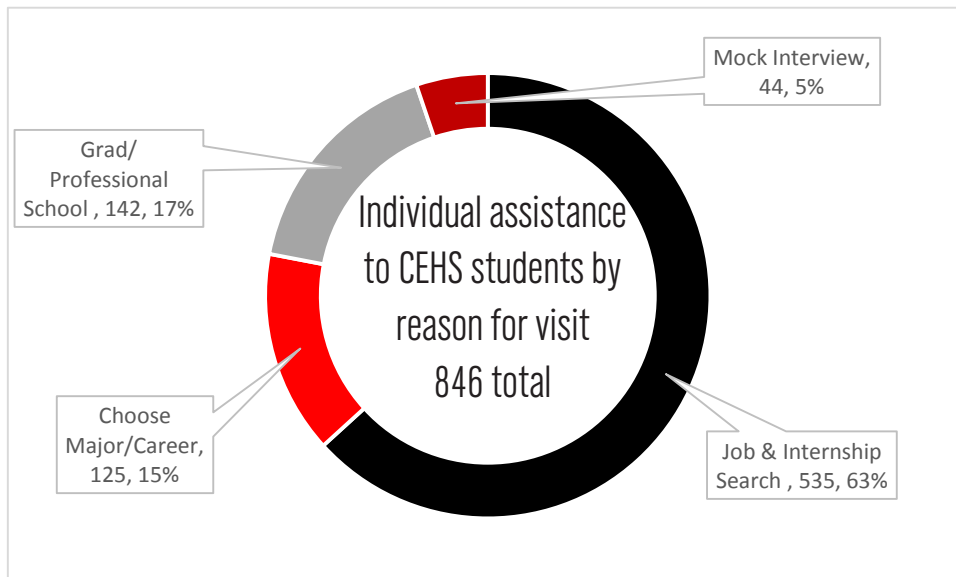
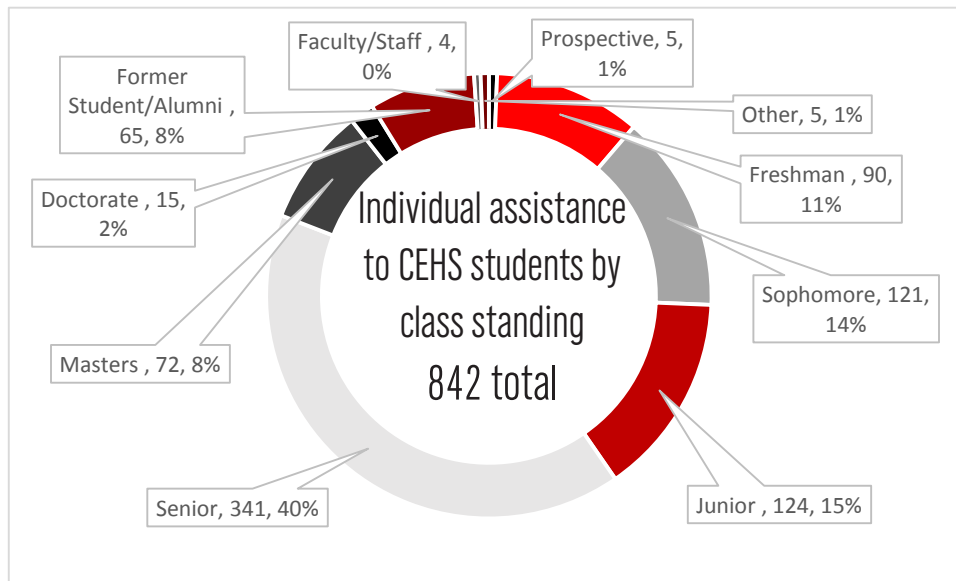
The University of Nebraska-Lincoln is an equal opportunity educator and employer.



UNL Career Services | 2014/2015 Year in Review

College of Education & Human Sciences

The Office of Career Services assists students with major and career decisions, internship experiences, job searches, and graduate and professional school preparation. www.unl.edu/careers



UNL Career Services | 2014/2015 Year in Review

College of Engineering

The Office of Career Services assists students with major and career decisions, internship experiences, job searches, and graduate and professional school preparation.

www.unl.edu/careers

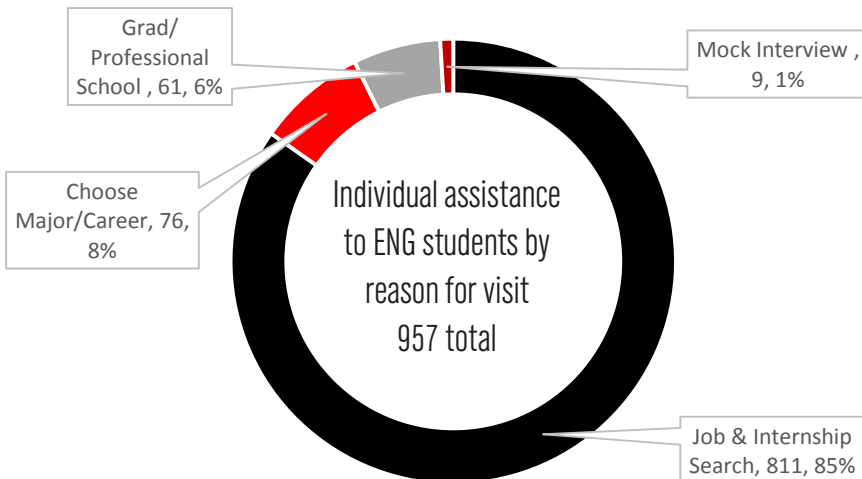
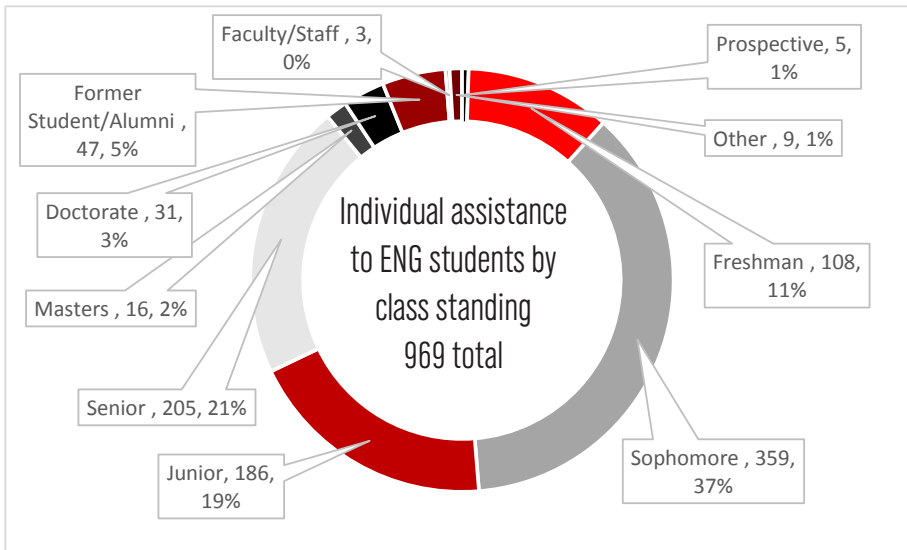
Utilization of Career Services

	Individual Student Appointments	Bachelors grads in Husker Hire Link	Students attending career fairs	Undergraduate students reporting internships/ number of internships**
UNL Students	6,151	77.5%	5,170	881/1,096
Engineering	969	85.8%	1,182	353/407

**students may have multiple internships

Bachelors graduates who utilized Husker Hire Link (UNL's on-line job listing tool)

	2012/2013	2013/2014	2014/15
Agricultural Engineering	66.7%	77.8%	93.8%
Architectural Engineering		72.7%	100%
Biological Systems Engineering	83.3%	77.4%	98.0%
Chemical Engineering	96.4%	66.7%	96.3%
Civil Engineering	95.7%	56.6%	78.3%
Computer Engineering	91.3%	63.4%	64.6%
Construction Engineering		60.0%	100%
Construction Management	90.9%	54.7%	77.6%
Electrical Engineering	91.9%	79.6%	89.4%
Electronics Engineering		28.6%	71.4%
Mechanical Engineering	88.0%	74.5%	94.7%



Undergraduates reporting internships/ number of internships

Agricultural Engineering	6/6
Architectural Engineering	24/26
Biological Systems Engineering	21/24
Chemical Engineering	39/48
Civil Engineering	59/70
Computer Engineering	48/58
Construction Engineering	6/7
Construction Management	36/41
Electrical Engineering	36/40
Electronics Engineering	3/3
Mechanical Engineering	77/84

*Missing majors had no reported internships



UNL Career Services | 2014/2015 Year in Review

College of Fine & Performing Arts

The Office of Career Services assists students with major and career decisions, internship experiences, job searches, and graduate and professional school preparation.

www.unl.edu/careers

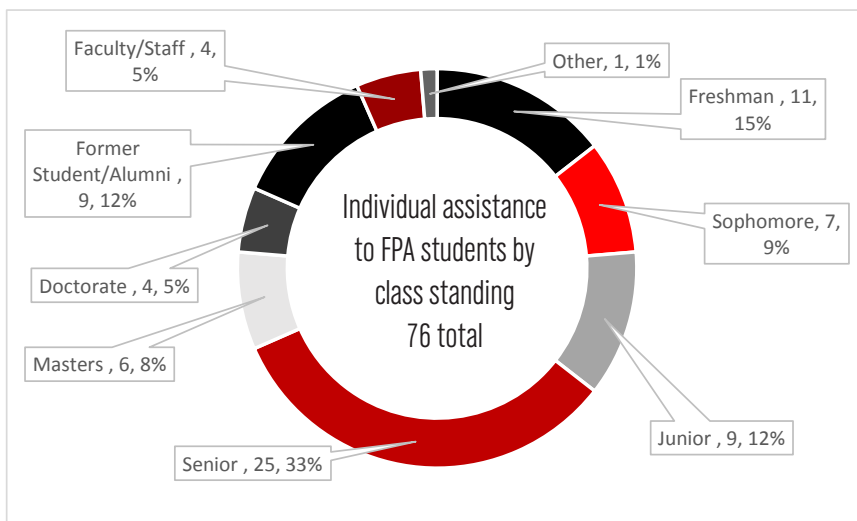
Utilization of Career Services

	Individual Student Appointments	Bachelors grads in Husker Hire Link	Students attending career fairs	Undergraduate students reporting internships/ number of internships**
UNL Students	6,151	77.5%	5,170	881/1,096
Fine & Performing Arts	76	64.4%	21	6/10

**students may have multiple internships

Bachelors graduates who utilized Husker Hire Link (UNL's on-line job listing tool)

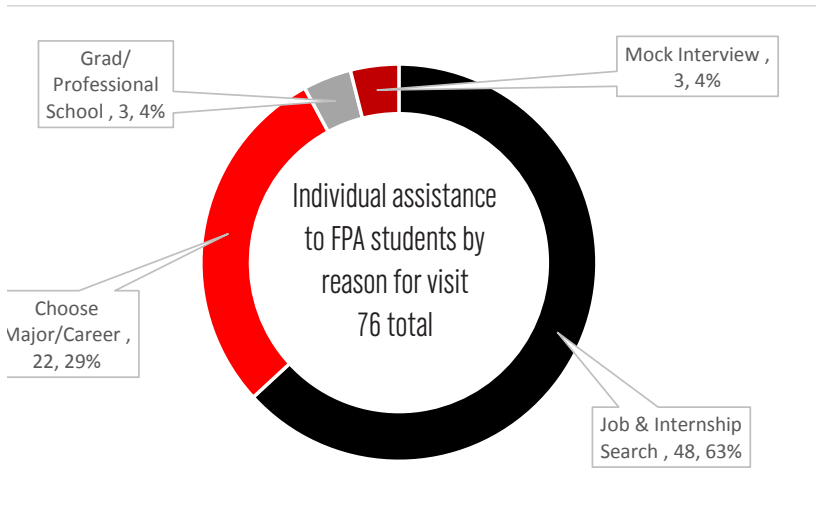
	2012/2013	2013/2014	2014/15
Art	70.4%	69.8%	66.7%
Art Education	90.0%	80.0%	100%
Art History	66.7%	66.7%	75.0%
Dance	50.0%	20.0%	50.0%
Music	62.1%	66.7%	68.2%
Music Education	90.9%	94.1%	68.4%
Theatre (Design and Technical Production)	0%	50.0%	50.0%
Theatre (Directing and Management)	0%	50.0%	50.0%
Theatre (Film and New Media)	40.0%	27.3%	37.5%
Theatre (Performance)	37.5%	80.0%	50.0%



Undergraduates reporting internships/number of internships

Art	2/5
Music	2/3
Music Education	1/1
Theatre - Design and Technical Production	1/1

*Missing majors had no reported internships



The University of Nebraska-Lincoln is an equal opportunity educator and employer.



UNL Career Services | 2014/2015 Year in Review

College of Journalism & Mass Communications

The Office of Career Services assists students with major and career decisions, internship experiences, job searches, and graduate and professional school preparation.

www.unl.edu/careers

Utilization of Career Services

	Individual Student Appointments	Bachelors grads in Husker Hire Link	Students attending career fairs	Undergraduate students reporting internships/ number of internships**
UNL Students	6,151	77.5%	5,170	881/1,096
Journalism & Mass Communications	117	82.1%	42	27/31

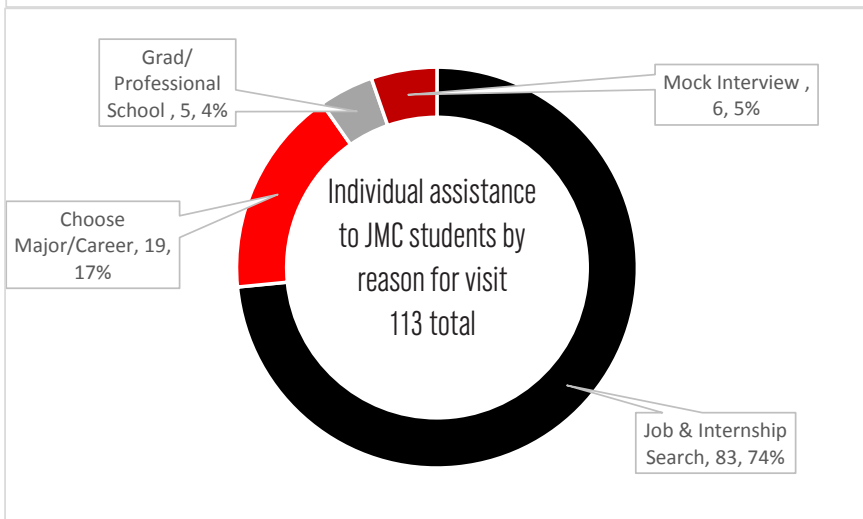
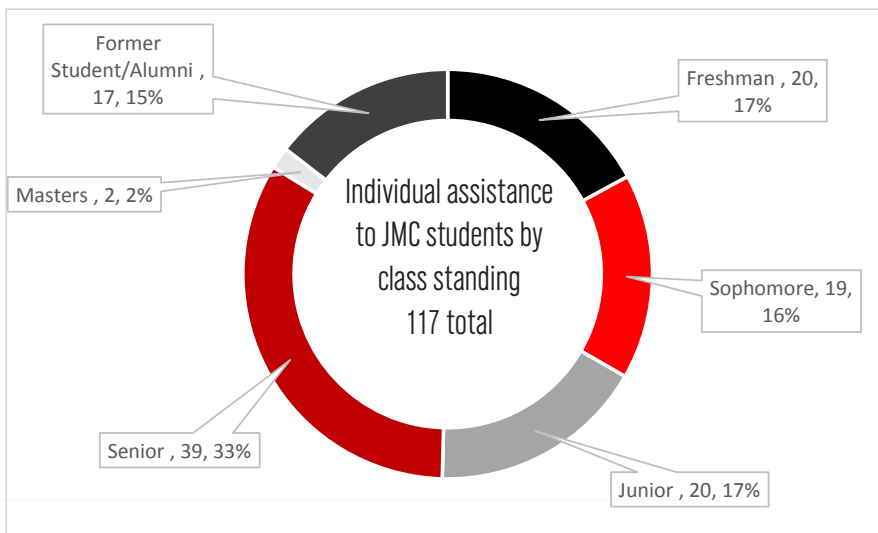
**students may have multiple internships

Bachelors graduates who utilized Husker Hire Link (UNL's on-line job listing tool)

	2012/2013	2013/2014	2014/15
Advertising & Public Relations	83.8%	79.8%	86.3%
Broadcasting	63.6%	79.4%	72.2%
Journalism	64.7%	79.5%	69.2%

Undergraduates reporting internships/number of internships

Advertising & Public Relations	24/26
Broadcasting	4/4
Journalism	1/1



The University of Nebraska-Lincoln is an equal opportunity educator and employer.



UNL Career Services | 2014/2015 Year in Review

College of Public Affairs & Community Service

The Office of Career Services assists students with major and career decisions, internship experiences, job searches, and graduate and professional school preparation.

www.unl.edu/careers

Utilization of Career Services

	Individual Student Appointments	Bachelors grads in Husker Hire Link	Students attending career fairs	Undergraduate students reporting internships/ number of internships**
UNL Students	6,151	77.5%	5,170	881/1,096
Public Affairs and Community Service	36	60.4%	9	2/2

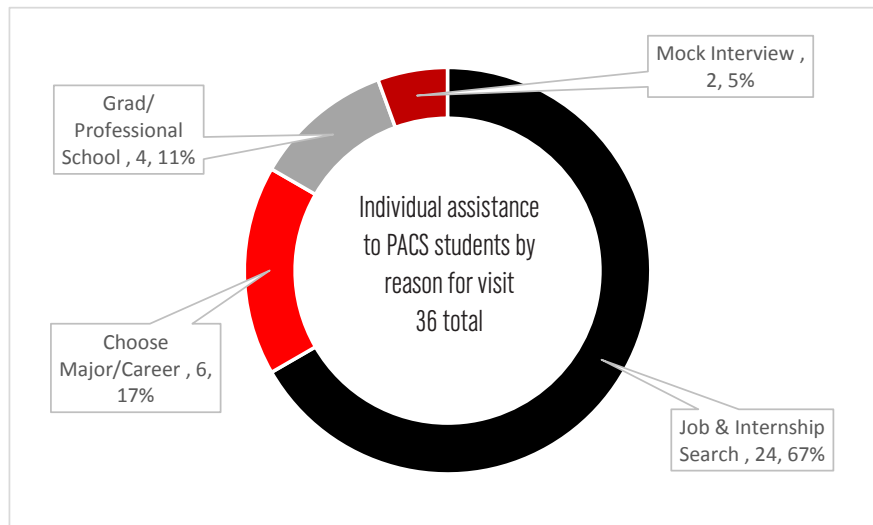
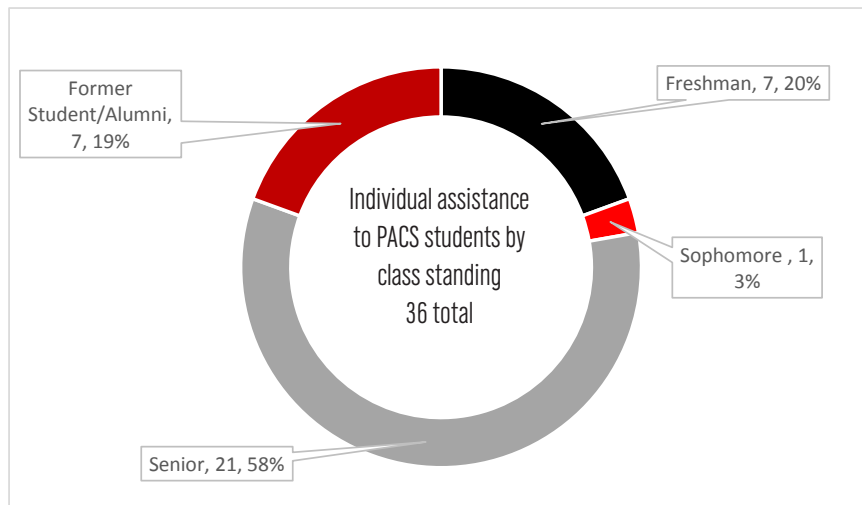
**students may have multiple internships

Bachelors graduates who utilized Husker Hire Link (UNL's on-line job listing tool)

	2012/2013	2013/2014	2014/15
Criminology and Criminal Justice	48.4%	58.7%	60.4%

Undergraduates reporting internships/number of internships

Criminology and Criminal Justice	2/2
----------------------------------	-----



The University of Nebraska-Lincoln is an equal opportunity educator and employer.

